

UT 2,5/1P-PE

Order No.: 3045033

<http://eshop.phoenixcontact.de/phoenix/treeViewClick.do?UID=3045033>

Pluggable screw terminal for mounting on NS 35

Commercial data

EAN	4017918975371
Pack	50 Pcs.
Customs tariff	85369010
Weight/Piece	0.011348 KG
Catalog page information	Page 199 (CL-2007)

Product notesWEEE/RoHS-compliant since:
01/01/2003

<http://www.download.phoenixcontact.com>
Please note that the data given here has been taken from the online catalog. For comprehensive information and data, please refer to the user documentation. The General Terms and Conditions of Use apply to Internet downloads.

Technical data**General**

Number of levels	1
Number of connections	2
Color	green-yellow
Insulating material	PA
Inflammability class acc. to UL 94	V0

Dimensions

Width	5.2 mm
Length	47.6 mm
Height NS 35/7,5	47.5 mm
Height NS 35/15	55 mm

Technical data

Rated surge voltage	6 kV
Pollution degree	3
Surge voltage category	III
Insulating material group	I
Connection in acc. with standard	IEC 61 984
Open side panel	ja

Connection data

Conductor cross section solid min.	0.14 mm ²
Conductor cross section solid max.	4 mm ²
Conductor cross section stranded min.	0.14 mm ²
Conductor cross section stranded max.	4 mm ²
Conductor cross section AWG/kcmil min.	26
Conductor cross section AWG/kcmil max	12
Conductor cross section stranded, with ferrule without plastic sleeve min.	0.25 mm ²
Conductor cross section stranded, with ferrule without plastic sleeve max.	2.5 mm ²
Conductor cross section stranded, with ferrule with plastic sleeve min.	0.25 mm ²
Conductor cross section stranded, with ferrule with plastic sleeve max.	2.5 mm ²
2 conductors with same cross section, solid min.	0.14 mm ²
2 conductors with same cross section, solid max.	1.5 mm ²
2 conductors with same cross section, stranded min.	0.14 mm ²
2 conductors with same cross section, stranded max.	1.5 mm ²
2 conductors with same cross section, stranded, TWIN ferrules with plastic sleeve, min.	0.5 mm ²
2 conductors with same cross section, stranded, TWIN ferrules with plastic sleeve, max.	1.5 mm ²

2 conductors with same cross section, stranded, ferrules without plastic sleeve, min.	0.25 mm ²
2 conductors with same cross section, stranded, ferrules without plastic sleeve, max.	1.5 mm ²
Type of connection	Special and hybrid connection
Stripping length	9 mm
Internal cylindrical gage	A3
Screw thread	M3
Tightening torque, min	0.6 Nm
Tightening torque max	0.8 Nm

Certificates / Approvals

Approval logo



CSA

AWG/kcmil	26-12
-----------	-------

CUL

AWG/kcmil	26-12
-----------	-------

UL

AWG/kcmil	26-12
Certification	CSA, CUL, UL

Accessories

Item	Designation	Description
Assembly		
3047167	ATP-UT	Partition plate, for visual and electrical separation of terminal groups, width: 2 mm, color: gray
3047028	D-UT 2,5/10	Cover, for terminal block UT and UT...-PE, width 2.2 mm, color: Gray
0801762	NS 35/ 7,5 CU UNPERF 2000MM	DIN rail, material: Copper, unperforated, height 7.5 mm, width 35 mm, length: 2 m
1207640	NS 35/ 7,5 PERF 755MM	NS 35 DIN rail, height 7.5 mm, length 755 mm
1207653	NS 35/ 7,5 PERF 955MM	NS35 DIN rail, height 7.5 mm, length 955 mm

1207666	NS 35/ 7,5 PERF 1155MM	NS 35 DIN rail, height 7.5 mm, length 1155 mm
0801733	NS 35/ 7,5 PERF 2000MM	DIN rail, material: Steel, perforated, height 7.5 mm, width 35 mm, length: 2 m
0801681	NS 35/ 7,5 UNPERF 2000MM	DIN rail, material: Steel, unperforated, height 7.5 mm, width 35 mm, length: 2 m
1201756	NS 35/15 AL UNPERF 2000MM	DIN rail, deep-drawn, high profile, unperforated, 1.5 mm thick, material: Aluminum, height 15 mm, width 35 mm, length 2 m
1201895	NS 35/15 CU UNPERF 2000MM	DIN rail, material: Copper, unperforated, 1.5 mm thick, height 15 mm, width 35 mm, length: 2 m
1207679	NS 35/15 PERF 755MM	NS 35 DIN rail, height 15 mm, length 755 mm
1207682	NS 35/15 PERF 955MM	NS 35 DIN rail, height 15 mm, length 955 mm
1207695	NS 35/15 PERF 1155MM	NS 35 DIN rail, height 15 mm, length 1155 mm
1201730	NS 35/15 PERF 2000MM	DIN rail, material: Steel, perforated, height 15 mm, width 35 mm, length: 2 m
1201714	NS 35/15 UNPERF 2000MM	DIN rail, material: Steel, unperforated, height 15 mm, width 35 mm, length: 2 m
1201798	NS 35/15-2,3 UNPERF 2000MM	DIN rail, material: Steel, unperforated, 2.3 mm thick, height 15 mm, width 35 mm, length: 2 m

Bridges

3030161	FBS 2-5	Plug-in bridge for cross-connections in the terminal center, 2-pos., color: Red
3030174	FBS 3-5	Plug-in bridge for cross-connections in the terminal center, 3-pos., color: Red
3030187	FBS 4-5	Plug-in bridge for cross-connections in the terminal center, 4-pos., color: Red
3030190	FBS 5-5	Plug-in bridge for cross-connections in the terminal center, 5-pos., color: Red
3030213	FBS 10-5	Plug-in bridge for cross-connections in the terminal center, 10-pos., color: Red
3030226	FBS 20-5	Plug-in bridge for cross-connections in the terminal center, 20-pos., color: Red
3038930	FBS 50-5	Plug-in bridge for cross-connections in the terminal center, 50-pos., color: Red

General

3022276	CLIPFIX 35-5	Snap-on end bracket, for NS 35/7.5 or NS 35/15 DIN rail, can be fitted with Zack strip ZB 5 and ZBF 5, terminal strip marker KLM 2 and KLM, parking facility for FBS...5, FBS...6, KSS 5, KSS 6, width: 5,15 mm, color: gray
---------	--------------	--

Marking

0811228	X-PEN 0,35	Marker pen without ink cartridge, for manual labeling of markers, labeling extremely wipe-proof, line thickness 0.35 mm
---------	------------	---

1050017	ZB 5,LGS:FORTL.ZAHLEN	Zack strip, 10-section, printed horizontally: with the numbers, 1-10, 11-20 etc. up to 991-1000, color: white
5060906	ZB 5/WH-100:UNBEDRUCKT	Zack strip, unprinted: 10-section, for individual labeling with M-PEN, ZB-T or CMS system, large batch, sufficient for labeling 1000 terminal blocks, for a terminal width of 5.2 mm, color: White
1050295	ZB 5:SO/CMS	Zack strip, 10-section, divisible, special printing, marking according to customer requirements

Plug/Adapter

0201689	MPS-IH BU	Insulating sleeve (blue), for MPS metal part to be ordered separately (0201744)
0201676	MPS-IH RD	Insulating sleeve (red), for MPS metal part to be ordered separately (0201744)
0201663	MPS-IH WH	Insulating sleeve (white), for MPS metal part to be ordered separately (0201744)
0201744	MPS-MT	Test plug, consisting of: Metal part for 2.3 mm diameter socket hole
3030925	PAI-4	Test adapter, for 4 mm diameter test plug PS and safety test plug, makes contact in the bridge shaft
3030983	PS-5	Modular test plug, for individual assembly of test plug strips, for UT, ST, DT and QT terminal blocks, can be labeled with ZBF 5, color: Red

Tools

1205053	SZS 0,6X3,5	Screwdriver, bladed, matches all screw terminal blocks up to 4.0 mm ² connection cross section, blade: 0.6 x 3.5 mm, without VDE approval
---------	-------------	--

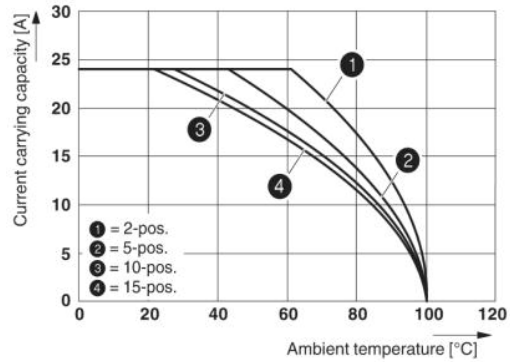
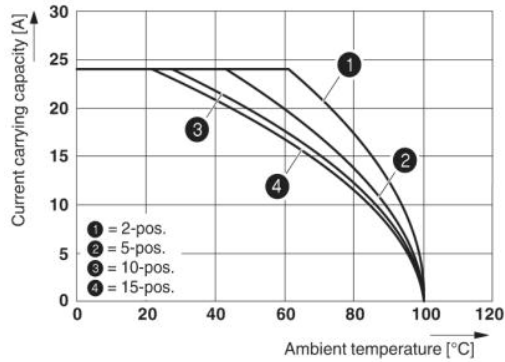
Additional products

Item	Designation	Description
Plug/Adapter		
3040258	SP 2,5/ 1	ST-COMBI connector, not bridgeable
3040698	SP 2,5/ 1 BU	ST-COMBI connector, not bridgeable
3040708	SP 2,5/ 1 GNYE	ST-COMBI connector, not bridgeable
3040261	SP 2,5/ 2	ST-COMBI connector, not bridgeable
3040274	SP 2,5/ 3	ST-COMBI connector, not bridgeable
3040287	SP 2,5/ 4	ST-COMBI connector, not bridgeable
3040290	SP 2,5/ 5	ST-COMBI connector, not bridgeable
3040300	SP 2,5/ 6	ST-COMBI connector, not bridgeable
3040313	SP 2,5/ 7	ST-COMBI connector, not bridgeable
3040326	SP 2,5/ 8	ST-COMBI connector, not bridgeable

3040339	SP 2,5/ 9	ST-COMBI connector, not bridgeable
3040342	SP 2,5/10	ST-COMBI connector, not bridgeable
3040355	SP 2,5/11	ST-COMBI connector, not bridgeable
3040368	SP 2,5/12	ST-COMBI connector, not bridgeable
3040371	SP 2,5/13	ST-COMBI connector, not bridgeable
3040384	SP 2,5/14	ST-COMBI connector, not bridgeable
3040397	SP 2,5/15	ST-COMBI connector, not bridgeable
3040106	SPB 2,5/ 1	ST-COMBI connector, bridgeable
3040724	SPB 2,5/ 1 BU	ST-COMBI connector, bridgeable
3040711	SPB 2,5/ 1 GNYE	ST-COMBI connector, bridgeable
3040119	SPB 2,5/ 2	ST-COMBI connector, bridgeable
3040122	SPB 2,5/ 3	ST-COMBI connector, bridgeable
3040135	SPB 2,5/ 4	ST-COMBI connector, bridgeable
3040143	SPB 2,5/ 5	ST-COMBI connector, bridgeable
3040151	SPB 2,5/ 6	ST-COMBI connector, bridgeable
3040164	SPB 2,5/ 7	ST-COMBI connector, bridgeable
3040177	SPB 2,5/ 8	ST-COMBI connector, bridgeable
3040180	SPB 2,5/ 9	ST-COMBI connector, bridgeable
3040193	SPB 2,5/10	ST-COMBI connector, bridgeable
3040203	SPB 2,5/11	ST-COMBI connector, bridgeable
3040216	SPB 2,5/12	ST-COMBI connector, bridgeable
3040229	SPB 2,5/13	ST-COMBI connector, bridgeable
3040232	SPB 2,5/14	ST-COMBI connector, bridgeable
3040245	SPB 2,5/15	ST-COMBI connector, bridgeable

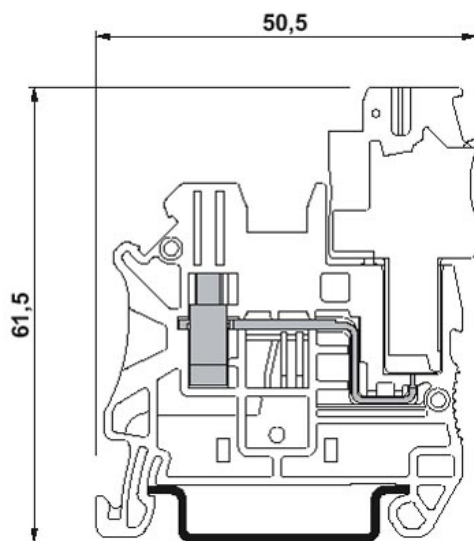
Drawings

Diagram



The figure shows the derating curve of the UT 2,5/1P... terminal block in connection with the UPBV 2,5 connector

Dimensioned drawing



Circuit diagram

